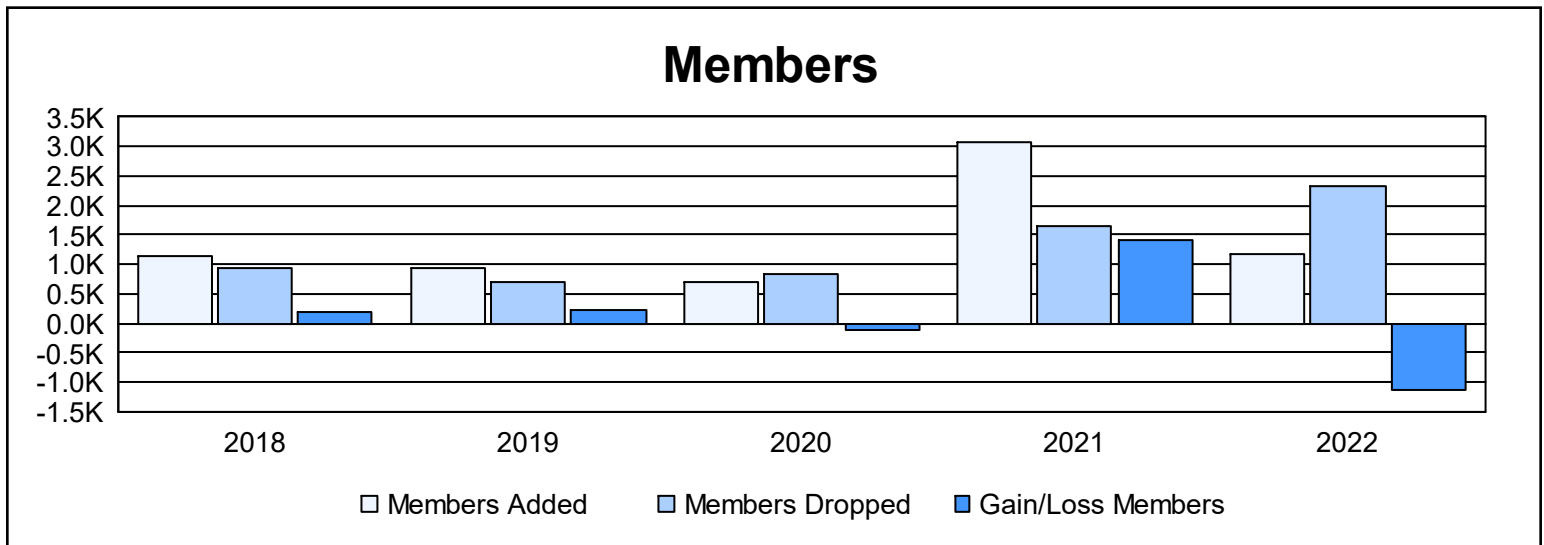
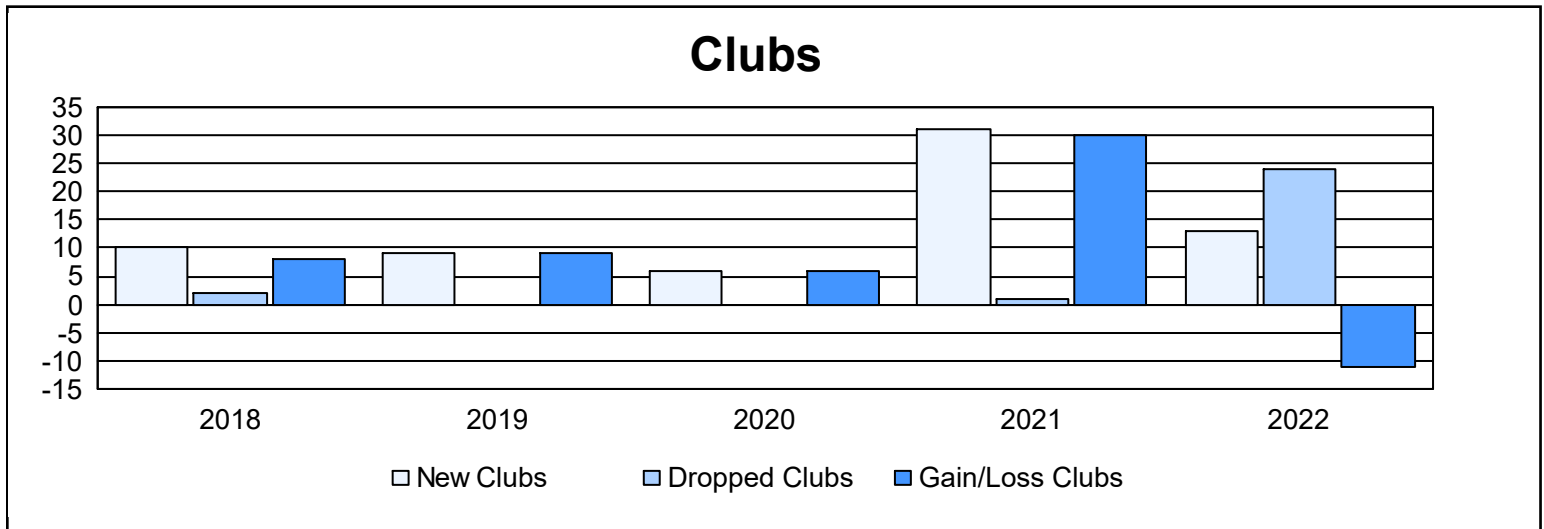
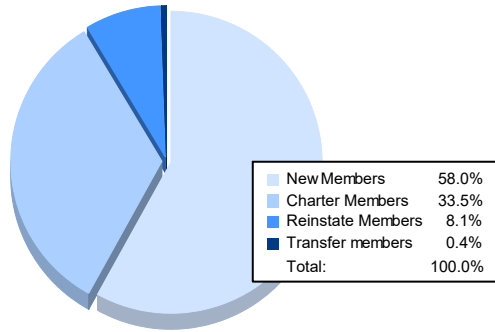


Year	New Clubs	Dropped Clubs	Gain/ Loss Clubs	New Members	Charter Members	Reinstate Members	Transfer Members	Total Member Added	Total Members Dropped	Gain/ Loss Members
2017-2018	10	2	8	793	257	48	51	1,149	953	196
2018-2019	9	0	9	647	221	40	12	920	687	233
2019-2020	6	0	6	486	164	44	14	708	827	-119
2020-2021	31	1	30	1,996	816	224	43	3,079	1,662	1,417
2021-2022	13	24	-11	687	397	96	5	1,185	2,327	-1,142
Average	14	5	8	922	371	90	25	1,408	1,291	117



Membership Composition June 2022 Cumulative



Gender Composition June 2022 Cumulative

